



PropTrack

# The future of real estate market analysis: Introducing our Market API

The essential guide to the PropTrack Market API



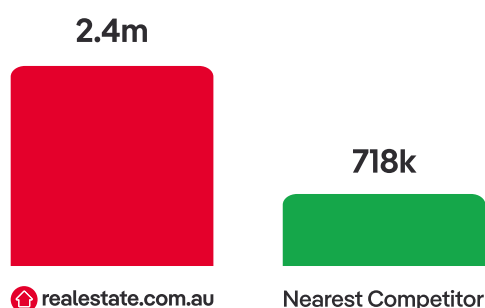
# Changing the way the world experiences property

At PropTrack, we're changing the way the world experiences property. We're committed to producing valuable market insights and making them readily accessible to our customers.

Our Market API is the only way to access the supply and demand statistics from realestate.com.au, providing you with the most accurate source of behavioural data from Australia's \$10.2 trillion property market economy.

## Why PropTrack?

**1.7m** more Australians visit realestate.com.au every day



The latest iteration of the PropTrack Market API leverages data from the #1 listings site in Australia to generate unique insights, tapping into the 2.4 million people who use realestate.com.au every day.

Source: Nielsen Digital Content Ratings (Daily), 1 October 2022 - 31 December 2022 (average), P2+, Digital (C/M) Text, realestate.com.au vs Domain, Unique Audience

The API delivers aggregated data by suburb, with three unique endpoints providing insights on supply & consumer demand, historic sales transaction and historic rental transaction filtering.

Endpoints can also be filtered by the below:

- **Date range**  
e.g. 1 Sep 2021 – 31 Dec 2021
- **Frequency**  
e.g. weekly, monthly, yearly
- **Attribute**  
e.g. unit, house

### Endpoint Summaries

**GET v2/market/supply-and-demand/(metric)**

Retrieves property supply & consumer demand statistics for a given suburb

**GET v2/market/sale/historic/{metric}**

Retrieves historic sale transaction statistics for a given suburb

**GET v2/market/rent/historic/{metric}**

Retrieves historic rental transaction statistics for a given suburb

# Making the most of our unique Market API

1

**Generate engagement**  
and improve ROI with your customers by enhancing reports, products or apps with market metrics

2

**Gain a market edge**  
by developing unique insights with your own predictive modelling leveraging market data

3

**Find new business**  
by identifying potential buyers and renters

## The PropTrack Market API is powering today's consumer experiences

People who are seriously interested in properties like this

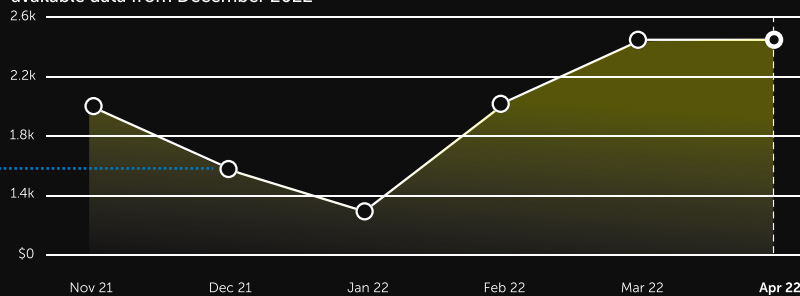
House

Unit

All Bedrooms

3 Months 6 Months 12 Months

based on all houses in Alexandria from the last 12 months. Displaying the most recent available data from December 2022



Houses in Hunters Hill

When users select a 6 month date range, then insights are brought back at a monthly frequency

When users select a 3 month date range, then insights are brought back at a weekly frequency

Hone in supply & demand by a specific bedroom count

Toggle between house & unit

April 2022

2,344

Potential Buyers

Up 26.1% from last month

22

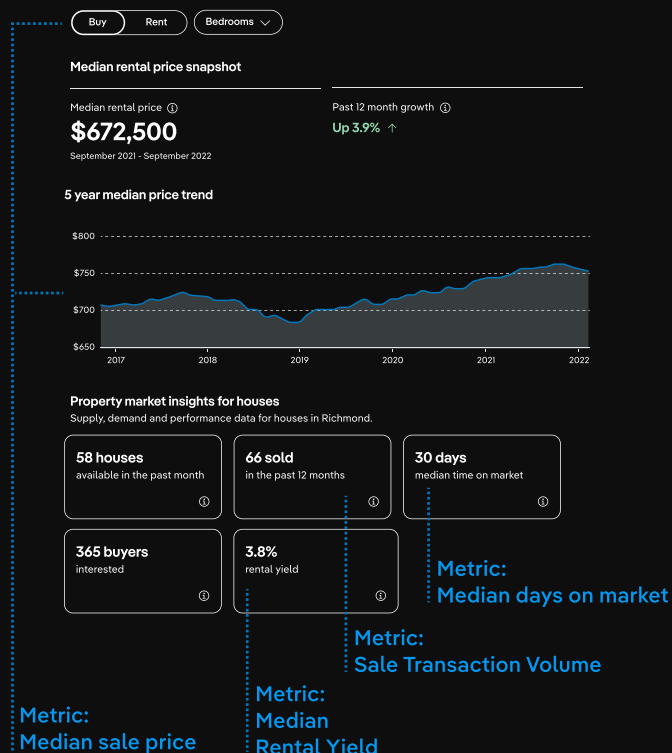
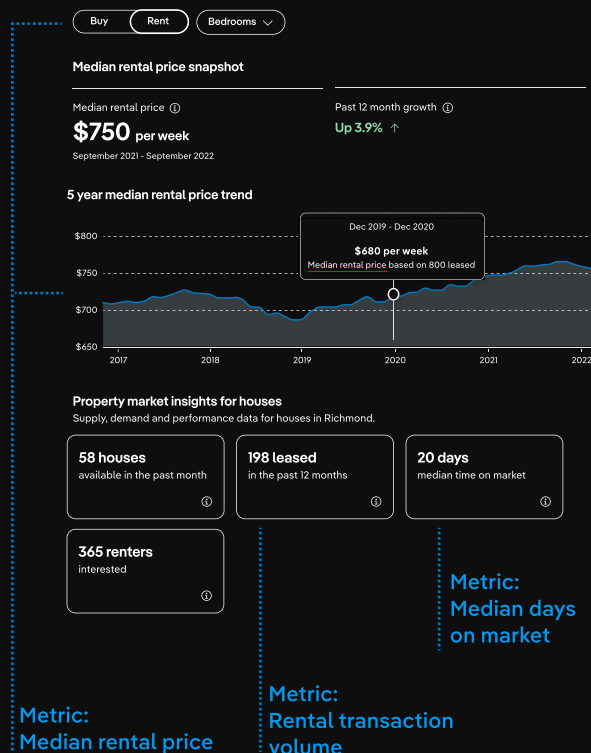
Similar for sale

Down 4.3% from last month

See how supply & demand has grown/declined since the last reporting period

# PropTrack Market Data is powering Market Explorer, the new home for unique market insights and has replaced our Suburb Profiles Neighbourhoods pages.

This tool empowers property seekers looking to understand the market when searching for a property.



## Need the technical specifications?

View the documentation on the [developer portal](#).

Get in touch  
with our solutions  
team today



Visit us [www.proptrack.com.au](http://www.proptrack.com.au)

Follow us on Twitter [@proptrack](https://twitter.com/proptrack)

Follow us on LinkedIn [linkedin.com/proptrack](https://linkedin.com/proptrack)

Contact US [Submit an enquiry](#)

Proptrack Pty Ltd ABN 43 127 386 298  
Level 17, 309 Kent Street Sydney NSW 2000